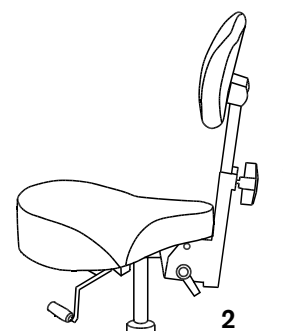


REAL 2621 has exchangeable components, accessories and functions with adjustment options for individual requirements. The chair should only be used by the person and for the purpose for which it was originally intended. The chair may not be equipped with accessories or components other than those approved by Mercado Medic AB. Repairs and other technical adjustments may only be carried out by personnel authorised by Mercado Medic AB. Follow the instructions for care and cleaning. Read the instructions for use carefully before using the chair.

Chest support

Height adjustment: Loosen the knob (1). Adjust to desired height and then lock the knob (1).

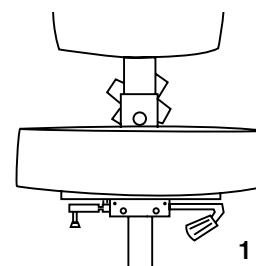
Angle adjustment: Loosen the lever (2). Adjust to desired angle. Lock the lever (2).



Sitting height

The height of the seat is adjusted using the lever (1) on one side of the seat (standard right). Lift the lever to change the height. The seat can not be seated when the height is adjusted.

To lower the seat: Be seated on the chair. Lift the lever (1), stop when the desired sitting height has been obtained.

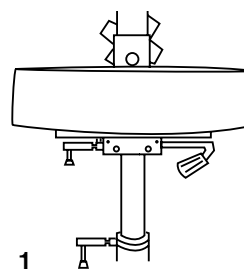


Rotation accessory

To lock the rotation: Tighten the lever (1).

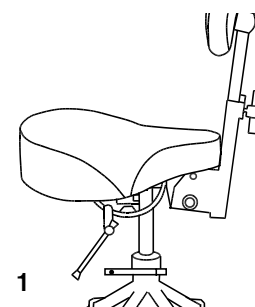
To release the rotation: Loosen the lever (1).

Please Note! When the lever (1) is locked both rotation and height adjustment are blocked.



Sitting angle

Loosen the lever (1). Adjust to desired sitting angle and then lock the lever (1).



Cleaning the Fixlyftomat

The Fixlyftomat automatic device should be checked regularly and kept free of dust and grime. Move the seat base to the highest position. Clean with a cloth. Do not use water or any cleaning fluids. Lubricate the cylinder with a thin layer of Teflon or a silicon based lubricant. These are not as messy as mineral based oils.

Cleaning and maintenance

The chair should be wiped clean and kept free from dust and grime. The upholstery may be washed with foam cleaner. The seat, backrest and other upholstered parts are for functional reasons not made of sealed materials. For reasons of hygiene, the seat base and padding material should always be changed whenever the upholstery is changed.



Mercado Medic UK Ltd
PO Box 4818
Warwick, CV34 9GB

Phone & Fax
Ph +44-(0)844 561 6874
Fax +44-(0)844 561 6875

Email & Internet
Email info@mercado-medic.co.uk
Internet www.mercado-medic.co.uk